



The Health System of the Republic of Moldova

Vladimir HOTINEANU, Minister of Health

Vienna Economic Forum – Chişinău Meeting,
24 - 25 June, 2010

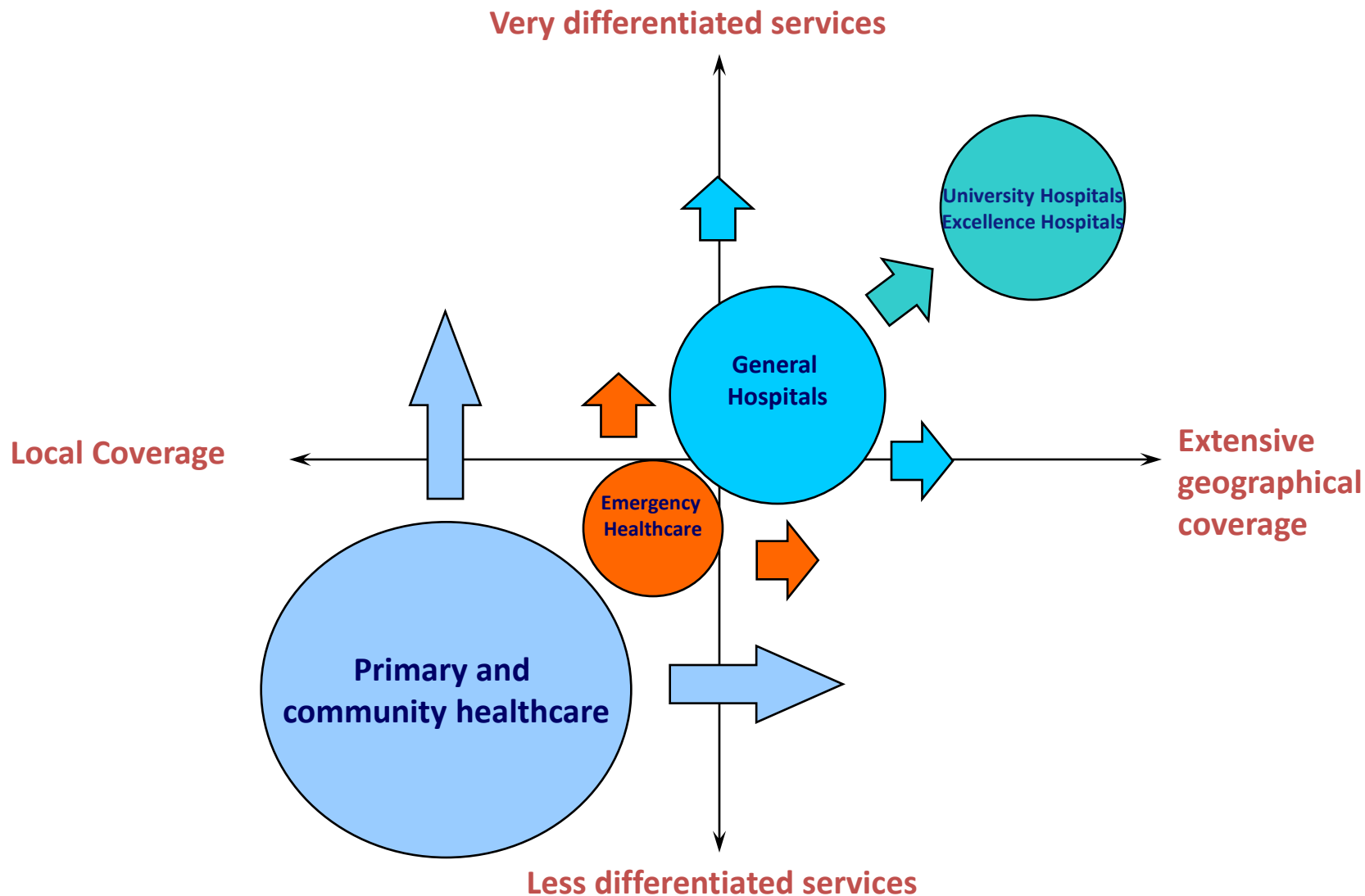
Legal framework, last updates

- **National Health Policy for 2007-2021**, Governmental Decision N 886 of 6 August 2007
- **Health System Development Strategy for 2008-2017**, Governmental Decision N 1471 of 24 December 2007
- **National Development Strategy for 2008-2011**, Law N 295 of 21 December 2007
- **Medium term expenditure framework - MTEF**
- **Institutional development plan for 2009-2011**
- **Programme of the Government "European Intergarea: Freedom, Democracy, Welfare"** for the years 2009-2013
- **Stabilization and economic recovery programme for 2009-2011**, Governmental Decision nr. 790 of 01 December 2009
- **Hospital medical assistance development programme for 2010 – 2012**, Governmental Decision N 379 of 07 May 2010
- **Regulation on State Supervision Service of Public Health**, Governmental Decision N 384 of 12 May 2010

Strategic objectives of the Health System

- Ensuring **equitable access** to integrated health services for population and increasing the coverage of population by compulsory health insurance.
- Increase healthcare services **quality** and priority development of primary healthcare.
- **Strengthening public health** by orienting healthcare from treatment policy to health promotion policy, prevention and control of contagious diseases (tuberculosis, HIV/AIDS, etc.) and non contagious diseases with major impact on public health.

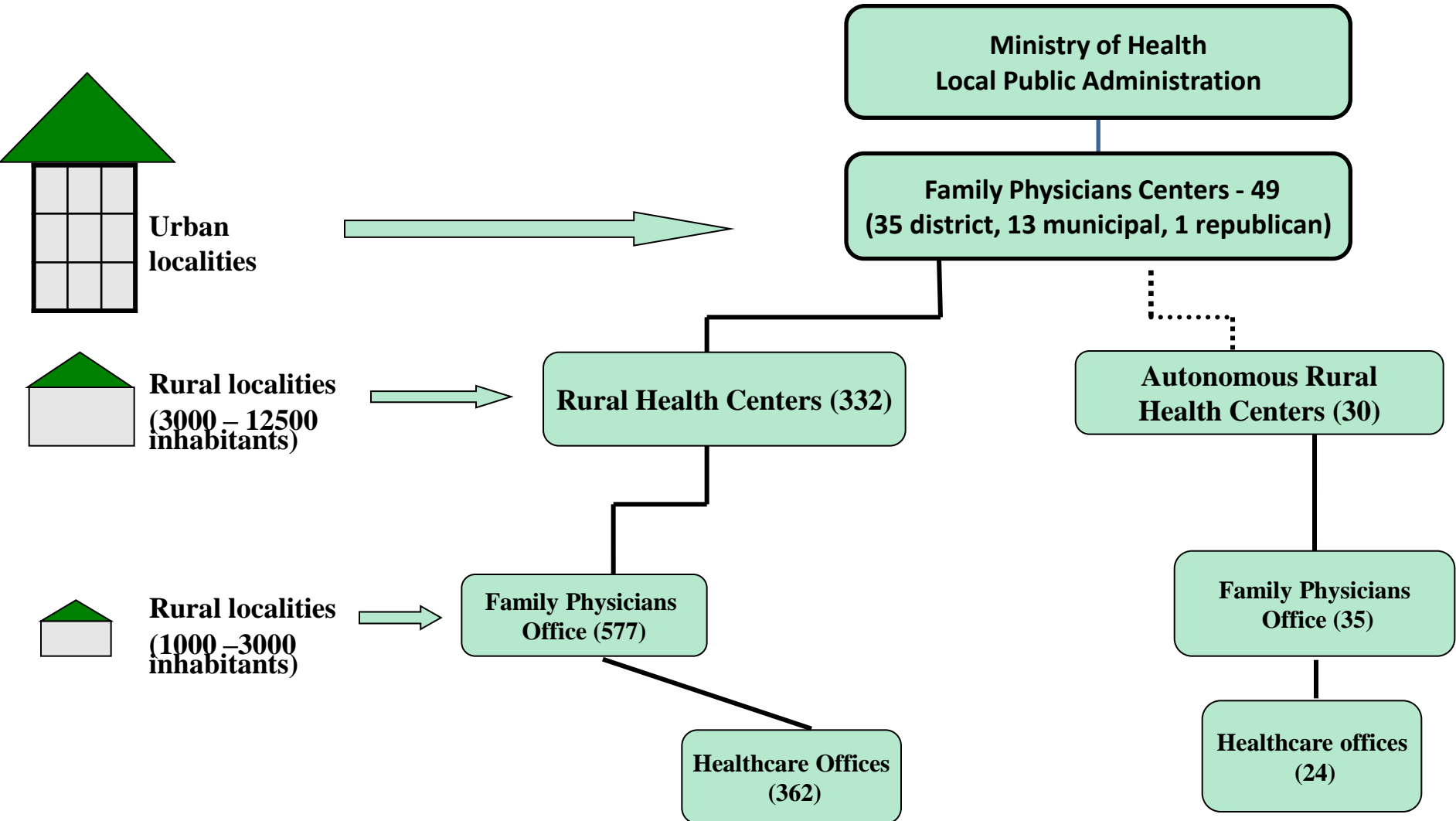
Enhancing health system efficiency by integrated approach to health services and ensuring their continuity



Rehabilitation of healthcare facilities in rural localities
(“Health services and social assistance” World Bank project)
Family Physicians Office Văscăuți, district Florești



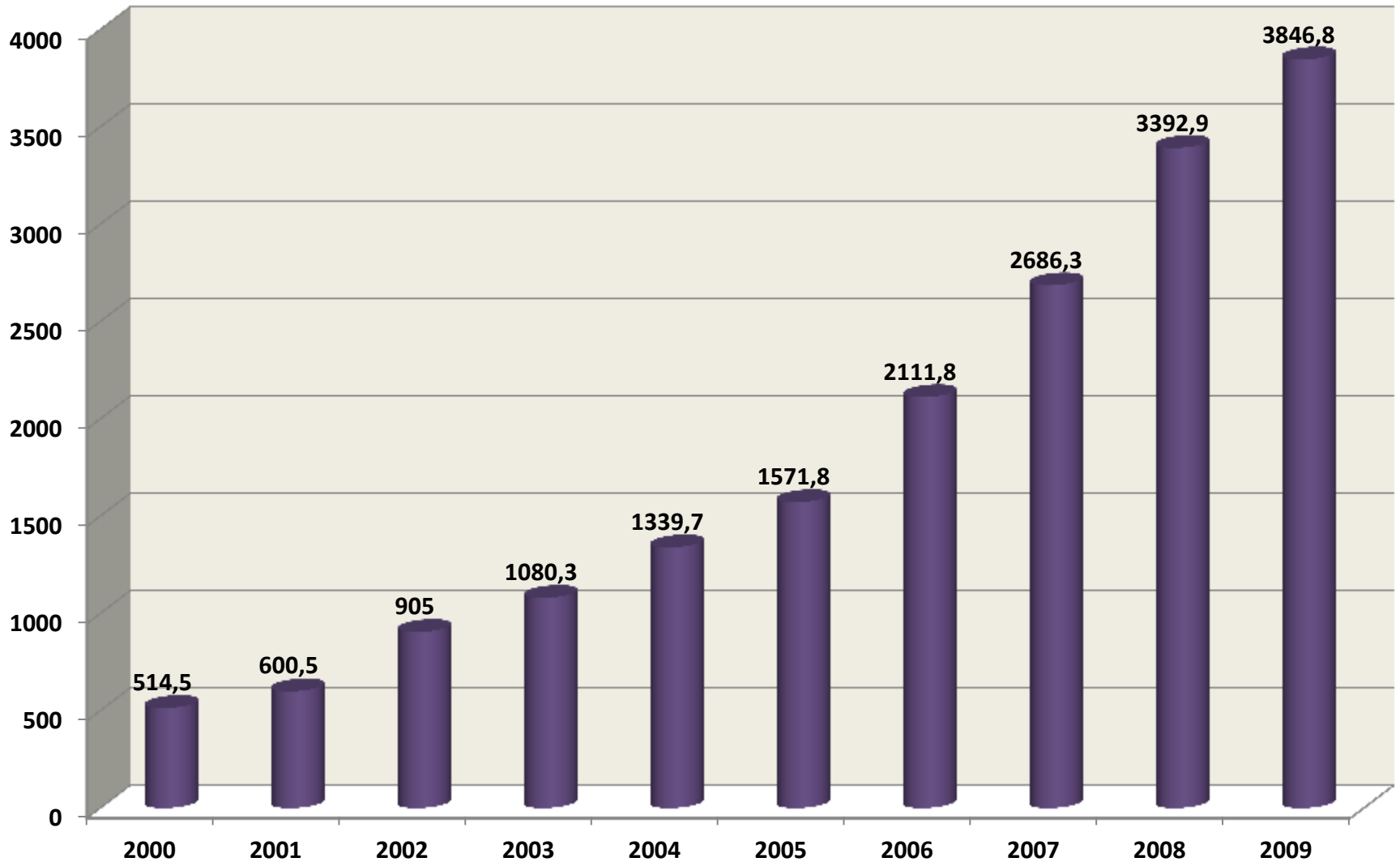
Primary Healthcare Structure in the Republic of Moldova



Activities of renovation of the Republican Clinical Hospital

| Activities | Period | |
|--|-----------------|-----------------|
| Feasibility Study | February, 2008 | December, 2008 |
| Selecting and contracting the consulting company for drafting architectural and engineering design | January, 2009 | September, 2010 |
| Drafting architectural and engineering design | October, 2010 | September, 2011 |
| Selecting and contracting the building company for civil works | February, 2011 | December, 2011 |
| Phase 1 of renovation of the Republican Clinical Hospital | January, 2012 | June, 2013 |
| Selecting and contracting the company that will procure medical equipment | January, 2013 | September ,2013 |
| Delivery and installation of medical equipment | September, 2013 | December, 2013 |
| Phase 2 of renovation of the Republican Clinical Hospital | June, 2013 | June, 2014 |
| Selecting and contracting the company that will procure medical equipment | January, 2014 | December, 2014 |
| Delivery and installation of medical equipment | September, 2014 | December, 2014 |

Financing healthcare system for 2000 – 2009 (million lei)



Medical personnel in healthcare facilities in the Republic of Moldova and EU countries for 2003 – 2008 (per 100 000 inhabitants)

| Indicator | 2003 | 2004 | 2005 | 2006 | 2007 | 2008 |
|--|--------|--------|--------|--------|--------|-------|
| Number of physicians in the Republic of Moldova | 311,28 | 308,44 | 308,27 | 311,08 | 312,2 | 310,1 |
| Number of physicians in the European Union | 317,61 | 321,07 | 319,64 | 320,6 | 321,62 | |
| Number of hospital nurses in the Republic of Moldova | 715,44 | 703,95 | 706,42 | 702,66 | 754,9 | 767,4 |
| Number of hospital nurses in the European Union | 705,95 | 725,9 | 736,12 | 745,64 | | |

Health services for 2005 - 2009

| Indicator | 2005 | 2006 | 2007 | 2008 | 2009 |
|---|-------|-------|-------|-------|-------|
| Average number of visits per year per one inhabitant of the attended district | 6,0 | 6,0 | 6,2 | 6,3 | 6,3 |
| Number of hospitals per 100 000 inhabitants | 3,2 | 2,4 | 2,3 | 2,3 | 2,3 |
| Hospitalization level of patients per 100 000 inhabitants | 16510 | 16684 | 17216 | 17821 | 18030 |
| Bed rotation | 25,8 | 26,6 | 28,1 | 29,2 | 29,3 |
| Number of ambulances per 10 000 inhabitants | 0,9 | 0,9 | 0,9 | 0,9 | 1,0 |
| Number of emergency healthcare service requests per 1000 inhabitants | 254,6 | 266,2 | 281,4 | 282,7 | 301,9 |

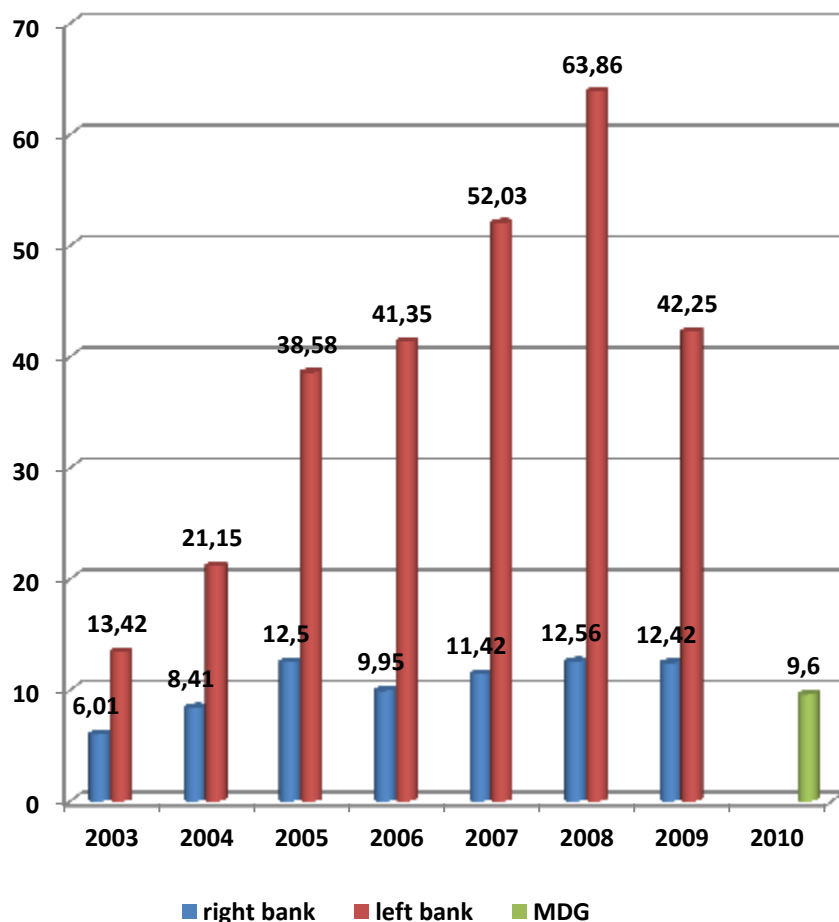
Population health for 2005 – 2009

| Indicator | 2005 | 2006 | 2007 | 2008 | 2009 |
|---|-------|-------|-------|-------|-------|
| Child vaccination rate in the first year of life according to National Immunization Program (%) | 97,8 | 98,9 | 97,3 | 98,6 | 95,9 |
| Share of pregnant women affected with anaemia from total number of pregnant women (%) | 50,1 | 46,2 | 43,6 | 40,9 | 42,4 |
| Mortality by cardiovascular diseases in age group 30-39 years old, per 100 000 population | 36,1 | 34,2 | 36,6 | 36,2 | 32,2 |
| Mortality by cardiovascular diseases in age group 40-59 years old, per 100 000 population | 310,2 | 299,7 | 316,2 | 307,2 | 300,9 |
| Mortality by malignant tumour in age group 20-39 years old, per 100 000 population | 20,8 | 20,3 | 20,2 | 18,0 | 15,6 |
| Mortality by malignant tumour in age group 40-59 years old, per 100 000 population | 192,0 | 213,1 | 195,0 | 206,9 | 203,5 |
| Life expectancy (years) | 67,9 | 68,4 | 68,8 | 69,4 | 69,3 |

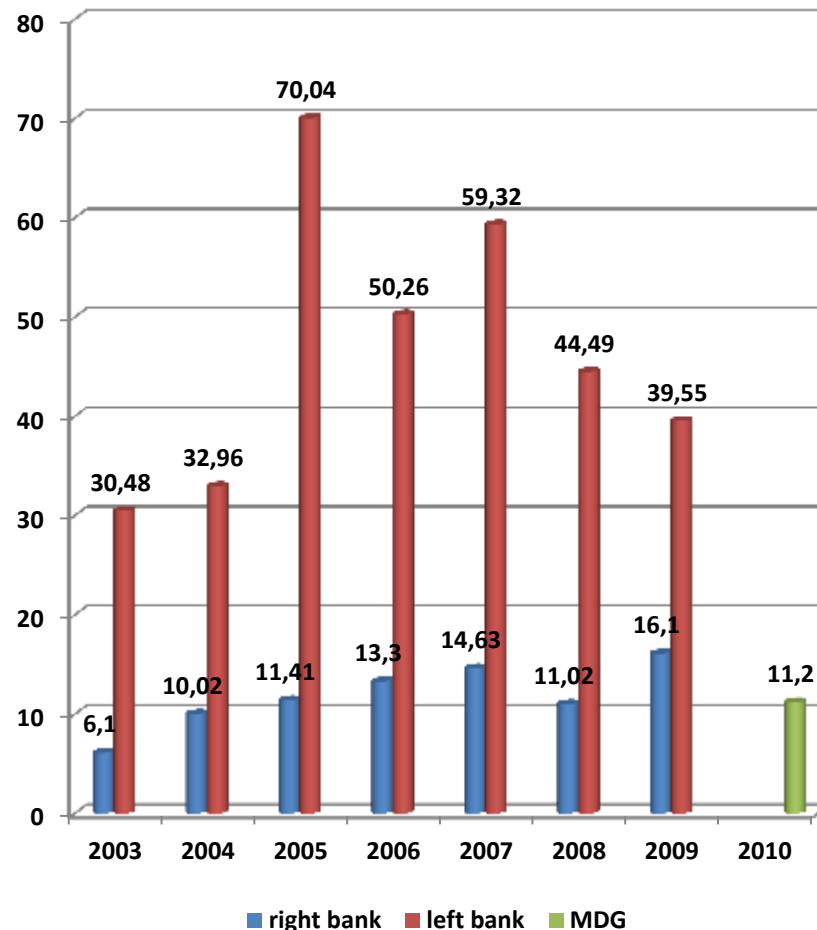
Health indicators related to MDG for 2005 - 2009

| Indicator | 2005 | 2006 | 2007 | 2008 | 2009 | 2010 MDG | 2015 MDG |
|--|-------|-------|-------|-------|-------|----------|----------|
| Child mortality in age group 0 - 4 years old, per 1000 live births | 15,6 | 14,0 | 14,04 | 14,4 | 14,3 | 18,6 | 13,5 |
| Infant mortality, per 1000 live births | 12,4 | 11,8 | 11,3 | 12,2 | 12,1 | 16,3 | 13,2 |
| Maternal mortality, per 100 000 live births | 18,6 | 16,0 | 15,8 | 38,4 | 17,2 | 15,5 | 13,3 |
| HIV/AIDS incidence, per 100 000 inhabitants | 12,5 | 14,7 | 17,4 | 19,4 | 17,12 | 9,6 | 8,0 |
| HIV/AIDS incidence in age group 15-24 years old, per 100 000 inhabitants | 20,06 | 18,77 | 21,21 | 16,08 | 19,58 | 11,2 | 11,0 |
| TB mortality, per 100 000 inhabitants | 19,1 | 19,3 | 20,2 | 17,4 | 17,9 | 15,0 | 10,0 |

HIV/AIDS incidence per 100 000 inhabitants (right bank and left bank of Nistru river)



HIV/AIDS incidence in age group 15-24 years old, per 100 000 inhabitants (right bank and left bank of Nistru river)



Medium term priorities

- **Strengthen the capacities of the Ministry of Health in strategic planning, healthcare policy elaboration/monitoring/evaluation, intersector collaboration and communication for the realization of “Health in all policies” approach**
- **Developing mechanisms in order to increase transparency in allocation and use of resources, increase the coverage of population from rural localities by compulsory health insurance**
- **Continuing primary healthcare reform, efficiency of hospital healthcare, consolidation of technical and material resources, medical technologies and equipment**
- **Increase efficiency of human resources management in health sector and motivation of qualified medical personnel to work in rural localities**
- **Development of quality management in healthcare system**
- **Reinforcing public health, health promotion and disease prevention, monitoring and control of contagious diseases (HIV/AIDS, tuberculosis, etc.) and non contagious diseases with major impact on public health**

Thank you!

Ministry of Health
of the Republic of Moldova
www.ms.gov.md